



RATONERO BODEGUERO ANDALUZ

Presentation by Mr. Rafael Fernández de Zafra.
Digital Support: Araceli Moral Martínez-Fortún


Ondara, september 16, 2023.

Club Español del Ratonero bodeguero andaluz.



Index

- 1) Head
- 2) Bite
- 3) Topline
- 4) Angulations
 - Forequarters
 - Hindquarters
- 5) Proportions
 - Sexual dimorphism
- 6) Chest
- 7) Size and weight
- 8) Dewclaws
- 9) Tail
- 10) Coat



CERBA

HEAD

Head with an equilateral triangle appearance and ears in attention folded forward (Bottomlike).

The always present head colors are: black and tan with 4 eyes.
Being able to present, lights, cords....

Partial or entire white ears in just the right amount.



The hanging ears should not touch or exceed the eye.

Strong fire (squirrel) is preferable to dark fire (carbonado).



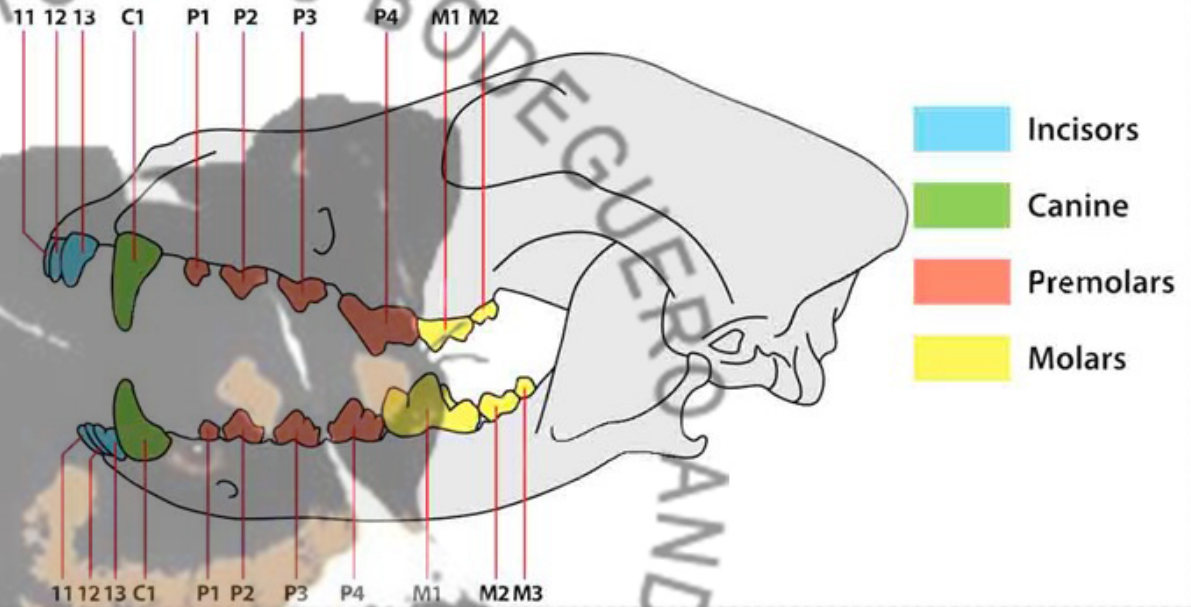
ESPAÑOL DEL RATONERO BODEGUERO ANDALUZ CERBA

Bite

Special attention:

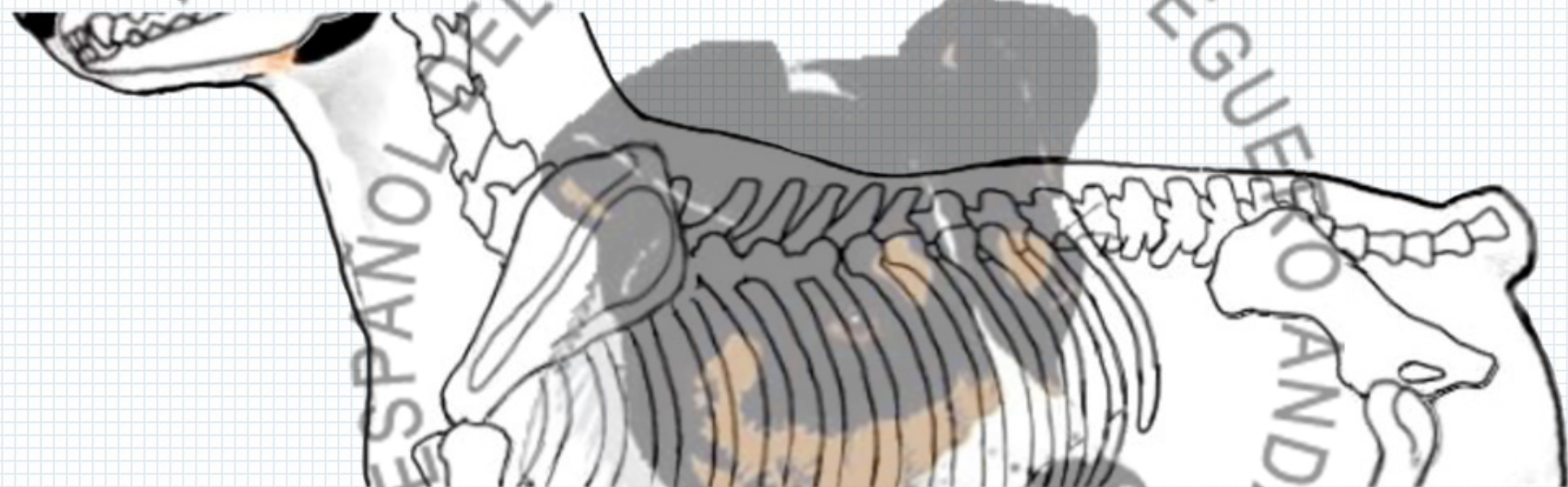
The lack of incisors

Bites that aren't scissors.



FCI Statement: The loss of the P1 premolar and the M3 molar have been scientifically proven to be due to genetic variability rather than a hereditary fact, so they should not, from now on, be considered a disqualifying fault in any breed.

Topline



The back, level, doesn't descend from the withers to the rump.

Do not look for a topline like that of a Fox, since we would lack a prominent cross that would raise the level of the dorsal line and make it shorter and more level.

A slight depression in the middle of the dorsal line is normal, as an anticlinal effect.
withers and group at the same level.

On the group the line is somewhat descending.

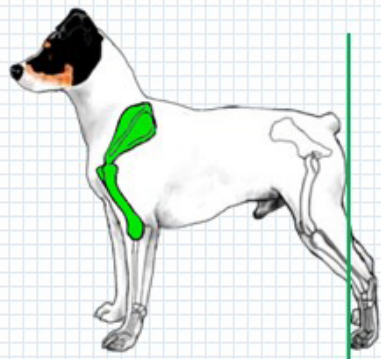
Angulations

Forequarters

Angle
close to 90°

Hindquarters

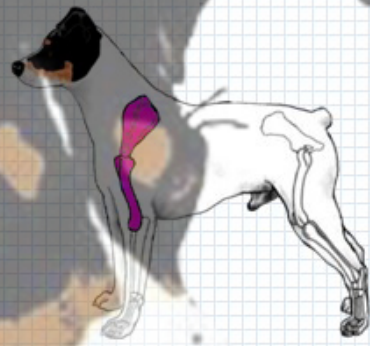
Open angle
 110°



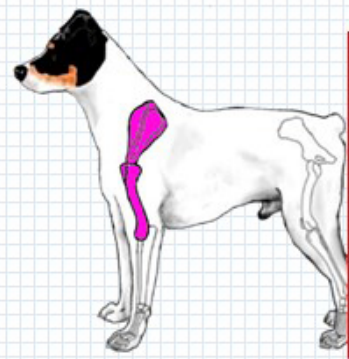
Correct
front and behind



Incorrect hindquarter
(Over angled)



Incorrect forequarter
(Straight)



Incorrect
Front and behind
(both straight)



We can find many specimens with straight and over-angled forequarter.

Chest

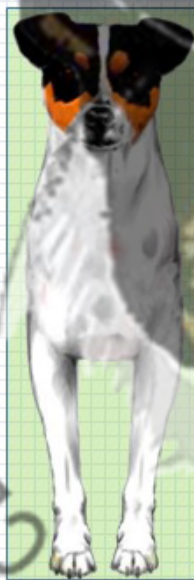
Chest width



Correct



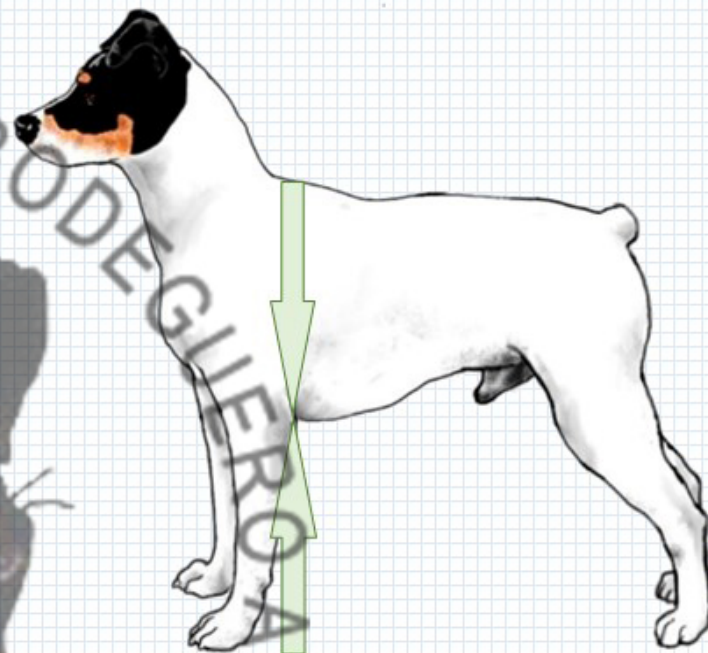
Narrow



Too narrow



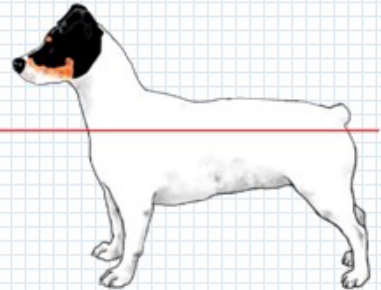
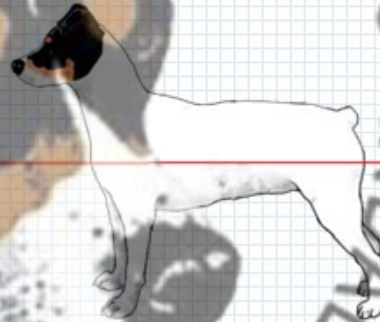
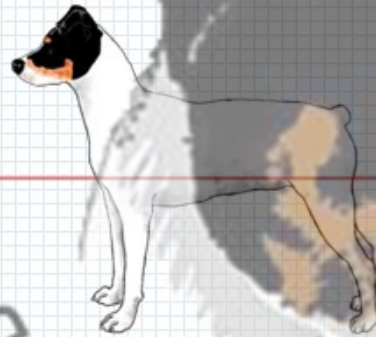
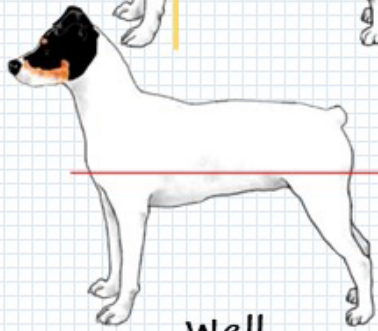
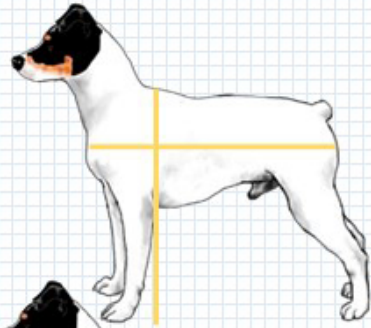
Hypertype



Chest Depth/Size: 1/1

Remember
The depth of the chest should reach the elbow.

Important proportions



Well
proportioned
body

Long-legged

Short-legged

Ultra short-legged

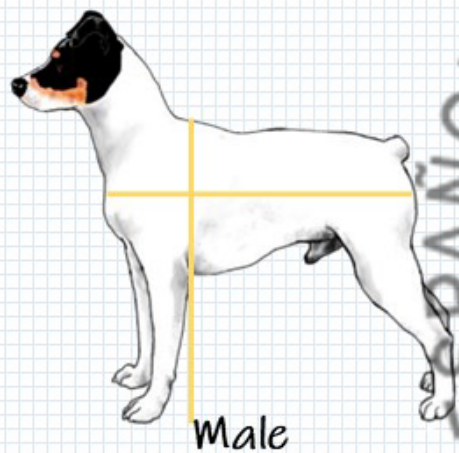
Remember
measure the
specimen from and
above the elbow.



The length of the leg is equal to the depth of the body. Simple. 50/50.

We can find many more specimens with greater leg length than body depth than the opposite.

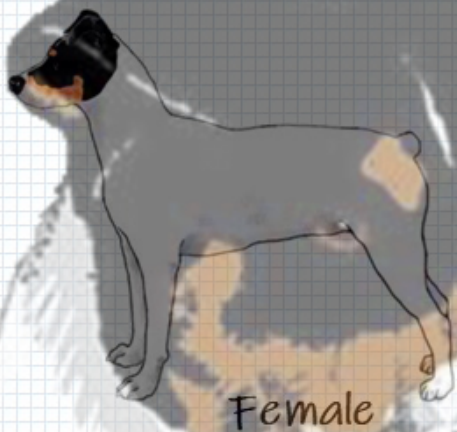
Sexual dimorphism:



Male

Correct proportions

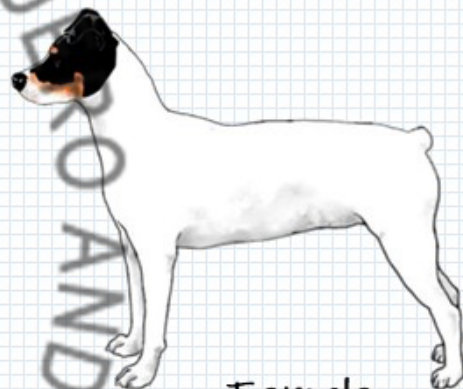
(tendency towards square)



Female

Correct proportions

(more elongated than the male)



Female



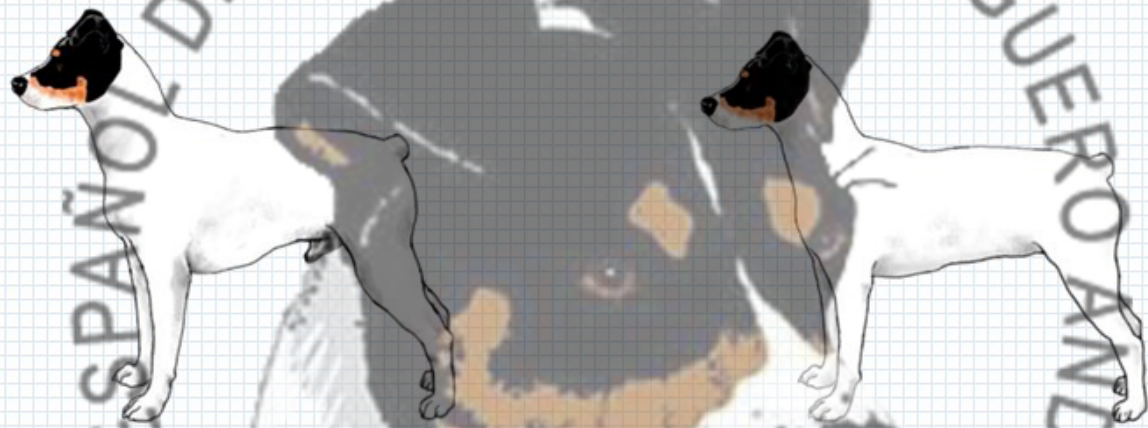
(long rectangle)

ESPAÑOL DEL RABONEROS
CUB
BODEGUERO ANDALUZ
CERBA

Size and weight

Male

Weight: 11 kg (+/- 1)
Size: 40cm (+/- 3)



Female

Weight: 9 kg (+/- 1)
Size: 38cm (+/- 3)

- ⚠️ Currently there are females that are not very feminine and oversized and overweight.
- ⚠️ Special attention to oversized males and/or with hypertypical chest.

Dewclaws



Special attention:

There are those who cut the dewclaws at birth. But this practice leaves a mark.

Easily seen or felt.

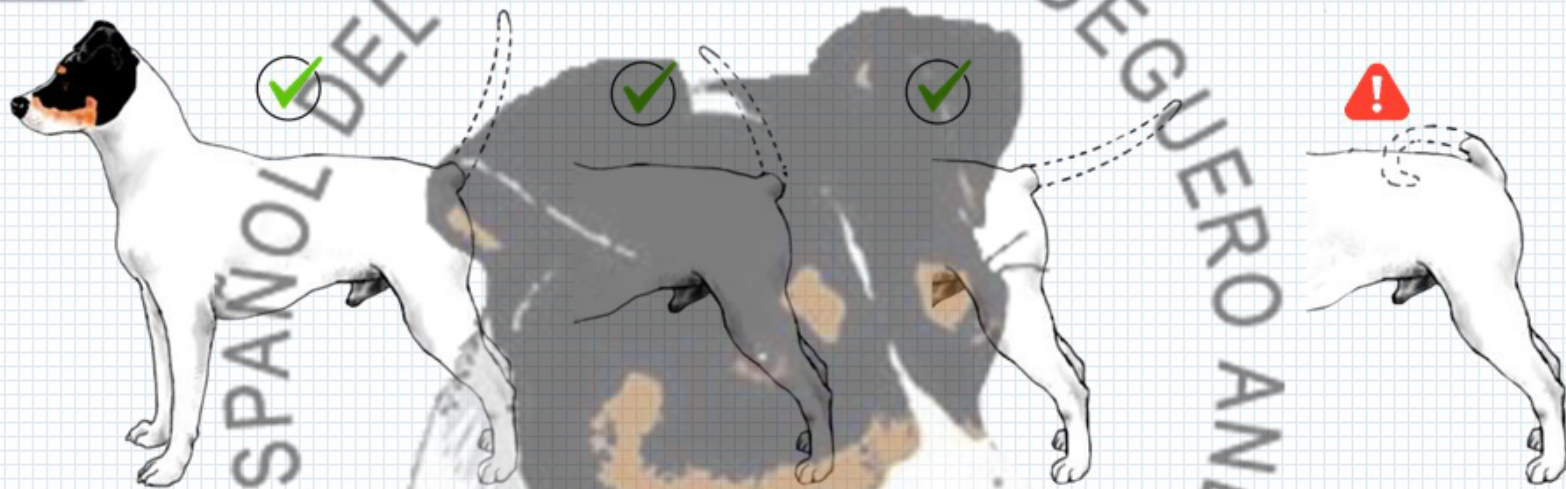


Observe and avoid the presence of dewclaws (on hind legs).

Their presence is a disqualifying fault.

The dewclaws are transmitted genetically, the specimen that has them transmits them to the next generation.

Tail



At attention, the tail should point towards one o'clock on the clock.

They are born with a tail of variable length (brachyura).

Since 2018 we have been observing the population of tails: In addition to the curled position, we find tails with hairs longer than they should, which are also undesirable.

Coat



Special attention:

Do not confuse epithelial spots with ticking or adalmented.

Ticking is a serious defect.

Very short and dense hair, abundant and homogeneously distributed throughout the body. During periods of molting or in females in heat or after giving birth, a less homogeneous coat can be observed, allowing the epithelial spots to show through.

The predominant colour is pure white with classic black/tan markings on the head, which may or may not be accompanied by white on the head.

Black spots may also appear on the body, and these should be a minority on the surface.

NOTE:

Black spots on the body or the presence of white on the head are as valid as "closed head" or "clean body."

Thanks
for your
time



2023 for the
internationalization of
the RBA